



Arkansas Quilters Guild Newsletter

Visit our web site at: www.arkansasquiltersguild.com

Number 328

September 2008

Arkansas Quilters Guild
P. O. Box 2258
North Little Rock, AR 72115

President – Judy Tipton Rush, 834-3402,
judytiptonrush@excite.com

1st VP/Membership – Mary Jane Beard,
758-3637, mjqulter@sbcglobal.net

2nd VP – Marilyn Weaver, 835-5533,
rweaver289@aol.com

Secretary – Sarah Ziegenbein, 758-1340,
sarahbz@comcast.net

Treasurer – Nancy Hicks, 224-7279,
quilts11@comcast.net

2008 Quilt Show – Mary Jane Beard,
758-3637, mjqulter@sbcglobal.net

AWOL Retreat – Kelley Davis, 888-6692,
kellydavis3@wmconnect.com

Challenges – Wilma Richter, 664-9018,
ringrichter@aol.com

Community Service – Nancy Hicks,
224-7279, quilts11@comcast.net;
Joann Bibbs, 851-3392,
bjbibbs@sbcglobal.net

Demos – Laverne Schaap, 227-0472,
rhschaapjr@aol.com; Betty Bradford,
835-7709, blossomquiltworks@sbcglobal.net;
Desi Gipson, 835-1659,
desi@gill-law.com

Fund Raising – Kelley Davis, 888-6692,
kellydavis3@wmconnect.com;
Debbie Haley, 834-1019,
nanddhaley@yahoo.com

Hostesses – Jan Dougherty, 985-9562,
jlmcf@aol.com; Toni Baker, 945-1177,
2ways2fly@gmail.com

Newsletter – Jackie Bibbs, 851-4749,
jbibbs@arkansasquiltersguild.com;
Marty Stanchi, 851-8007,
marty.stanchi@sbcglobal.net

Newsletter Ads – Laurie Dixon, 354-4806,
dldixon@cswnet.com

Program Notes – Vivian Higgs, 835-2140,
vivianhiggs@sbcglobal.net; Janell Barkley,
225-6622, janellb12@sbcglobal.net

Programs – Carol Ann Wilbourn, 812-4868,
carolsquiltcase@aol.com

Quilt Arkansas 2009 – Marilyn Weaver,
835-5533, rweaver289@aol.com; Wilma
Richter, 664-9018, ringrichter@aol.com

Quilt Racks – Marilyn Weaver, 835-5533,
rweaver289@aol.com; Wilma Richter,
664-9018, ringrichter@aol.com

Tomorrow's Treasures – Sharon Danner,
843-4204, dannersark@cebridge.net

Webmaster – Tien Nguyen:
webmaster@arkansasquiltersguild.com

Mission Statement – *The purpose of the Arkansas Quilters Guild is to promote the appreciation of the rich heritage of the art of quilting and to enhance each member's own quilting skills and knowledge. It shall also be the purpose of this organization to expand and to enrich the art of quilting for future generations and preserve the existing quilts.*

NOTES FROM THE PRESIDENT

Our August Guild Meeting was really fun and informative. We had a panel of about 8 experienced quilters whose work encompasses all phases of quilting. We had prepared questions just in case we had no audience participation. Much to our delight, the membership jumped right in with very good questions and some members offered answers to some of their questions. It was exciting to me to hear all the different ways you could approach a subject and use different products or materials.

As I was leaving, two visitors approached me and told me they learned so much and they could hardly wait to share some of the information with their guild. Now, that's part of what I like about quilters. They like to share and can get excited about passing the information on to others.

I'm looking forward to September's meeting. THE BIG BAD BAG SALE!!! Don't forget to bring a bag and then buy a bag. I have always found the most interesting and wonderful things in the bags I bought. Last time we did this someone got a quilt top in a bag...how lucky was that? See you in September.

– Judy Tipton Rush, President

QUILT SHOW 2008 DATES TO REMEMBER

- Quilts completed since June 1, 2006
- Entry form must be postmarked between Sep. 8 and Oct. 13, 2008
- Entry acceptance notification begins Oct. 1, 2008
- Quilts must be available from Nov. 10, 2008 to Jan. 12, 2009
- Quilt Delivery date is Nov. 8-10, 2008

PLEASE WEAR YOUR NAMETAG TO THE MEETINGS!
REMEMBER: NO NAMETAG – NO DOOR PRIZE!

AQG Board Meeting: Thursday, September 4, 2008, 6:00 p.m., Little Rock Main Library, West Room, 100 Rock St., Little Rock, Arkansas.

AQG Meeting: Monday, September 8, 2008, 6:30 p.m., North Little Rock Community Center, 2700 Willow, North Little Rock, Arkansas. Bag Sale!

AQG SHOW

Get your quilts ready for the AQG Show that is coming this fall. The show will be November 14, 2008 through January 10, 2009. Each member is allowed two entries with a \$10 entry fee per quilt, which primarily pays for the insurance during the time that the quilt is in AQG possession. However, if you have a quilt valued at more than \$3,000, you should have your own insurance, also. Entrants are expected to have four (4) volunteer hours per entry.

The quilt must be completed since June 1, 2006 and not exhibited in a previous AQG Show. Entry forms are available on line and should be completed and mailed no earlier than September 8, 2008 and no later than October 13, 2008. Incomplete entries will not be accepted. All accepted quilts must be available for judging and display from November 10, 2008 through January 12, 2009.

Due to the limited space available, there is a limit on the sizes that can be displayed. A quilt must not exceed a width of 65 inches or a length of 96 inches or have a 4 inch sleeve at 96 inches. Other rules and requirements standard to most quilt show can be seen on the web site and have been printed in previous newsletters. You may contact Mary Jane Beard at 501-758 3637.

CALLING FOR VOLUNTEERS

Volunteers are needed for the security of the Quilt Show on November 15, 2008 - January 10, 2009. Jean Howdeshell has agreed to chair the volunteers for the upcoming quilt show. She will have a sign up sheet at future meetings. The four hour segments are for 9 AM to 1 PM and 1 PM to 5 PM on week days. In the past it closed at 4 PM on Saturday and was not open on Sunday. If there is a date that you really need, then contact her at barry3549@sbcglobal.net or 501-835-5310.

AQG UPCOMING PROGRAMS AND SPECIAL EVENTS

by Carol Ann Wilbourn and Vivian Higgs

September 2008 – Bag Sale!

October 2008 – Carol Ann Wilbourn.

November 2008 – Jim Gatling.

December 2008 – Christmas Celebration!!

The Program Committee needs your ideas and input for future programs. Please send any program ideas to: Carol Ann Wilbourn, 501-812-4868, carolsquiltcase@aol.com.



!!!!THE MOTORCOACHES THEY ARE A COMIN!!!!

At last count there were 663 motorcoaches registered for their big rally. There will probably still be more that register in the next three weeks. We can count on at least 500 people at the social we and Quest Guild are planning for them.

NOTICE

Date for Social – Saturday, September 27, 1-3 pm

I know, it has been very confusing to me about the date changes. At a meeting I attended with the Chamber of Commerce and reps from the Motorcoach people the date was said to be Saturday, September 27 and then a later e-mail it was stated to be Friday, September 26. Two days ago I was e-mailed with a FIRM date of September 27.

We are to provide snacks like cookies, brownies, dips, chips, crackers, cheeses (homemade or bought). Please e-mail me at judytiptonrush@excite.com or call me at 501-834-3402 and let me know if you plan the help with snacks. There has been a volunteer who said she could be a drop off point for snacks if you cannot bring you snacks to the social. This is the information you need for drop off: Gloria Killeen, 2218 E. Maryland, Sherwood, AR 72120, 501-310-8230

The old Rye Furniture store in North Little Rock (corner of Broadway and Maple, next to Benihana Steakhouse and the Wyndham Hotel) is the place where the social and demonstrations will take place on Saturday. However, there will be vendors (two quilt shops and two bead shops and craft vendors) to shop and lots of quilts to see starting Friday morning. A day ticket to the event costs \$3 per person or \$10 per family. This is a very large and beautiful space for the event. We hope everybody that is in town can come. On the river will be 100 RVs from the manufacturers that can be toured.

It's gonna be a high time in the ole town! See you there.

TREASURER'S REPORT JULY 31, 2008

Assets	July 31, 2008	June 30, 2008
Twin City Bank	\$ 7,979.27	\$ 7,979.27
Twin City \$10000 CD	10,000.00	10,000.00
Total Checking/Savings	\$ 17,979.27	\$ 17,979.27
TOTAL ASSETS	\$ 17,979.27	\$ 17,979.27
	July 2008	Year To Date
INCOME		
Advertising	\$ 0.00	\$ 520.00
Retreat		
AWOL 08	0.00	1,450.00
Donations	0.00	0.00
From Savings	0.00	91.75
Fund Raising	0.00	255.10
Interest Income	0.00	0.00
Membership	0.00	1,700.67
Memorials		
Heidingsfelder	0.00	0.00
Cory W Sale	0.00	0.00
Quilts Arkansas 08	0.00	0.00
Workshops	0.00	0.00
Schamber Workshop	0.00	1,283.89
Eckley Workshop	0.00	535.00
TOTAL INCOME	\$ 0.00	\$ 5,836.41
EXPENSES		
Administration	\$ 0.00	\$ 215.91
Retreats		
AWOL 08	0.00	1,446.50
CARTI	0.00	0.00
Donations	0.00	81.11
Fund Raising	0.00	241.32
Membership	0.00	83.71
Miscellaneous	0.00	0.00
Newsletter	0.00	335.93
Programs		
Meals & Mileage	0.00	701.15
Speakers	0.00	750.00
Quilt Show Awards-Heidingsfelder	0.00	0.00
Quilt Show 08	0.00	0.00
Quilts Arkansas 09	0.00	0.00
Rent	0.00	580.00
Tax Preparation	0.00	0.00
Tomorrow'S Treasures	0.00	0.00
Web Hosting	0.00	704.00
Workshop Expenses		
Schamber Workshop	0.00	1,862.37
Eckley Workshop	0.00	600.00
TOTAL EXPENSES	\$ 0.00	\$ 7,602.00
NET INCOME	\$ 0.00	

Nancy Hicks, Treasurer
7/31/08

BAG SALE! BAG SALE! BAG SALE!!!

Bring a sealed BAG to the Guild Meeting in September. We will be having a "Silent Auction Bag Sale"! Fill your BAGS with sewing items that you may have lost interest in. Your tastes may have changed and you have beautiful fabric that no longer suits the way you do things now, or you bought a pattern for a vest or Quilt and you just don't want to make it anymore. We all have some things that we need to move over so that we have room for all the new stuff. Put some things in a bag and seal it up. We'll sell it for you at the "Bag Sale."

FAT QUARTER DRAWING

Our color for Fall is Orange – Ladies, we have consistently given away 17 or 18 Fat Quarters to two Lucky Guild Members at each Guild Meeting. This amounts to approximately \$40 worth of fabric that we give away to a couple of our members at each meeting. If you want to get in on a BIG Deal: Bring a Fat Quarter or Two – for each Fat Quarter you bring, you get a ticket to put in for the drawing. Bring an "ORANGE" Fat Quarter for September and you may get Lucky!

VENDOR NEWS

THE RABBITS LAIR, a wonderful store in Rogers, Arkansas, will be our Guest Vendor for our September meeting. They have a lot of beautiful fabrics and they will be displaying them, giving us an opportunity to fill in some of those empty spaces that were left when we cleaned out our STASH for the Bag Sale!

Hickory Hill Quilts is open! They carry Bernina machines and quilting supplies. They're at 327 N Highway 7 (a mile from the Hwy 5 & Hwy 7 intersection) and can be reached at (501) 318-2739. Hours are 10a-5p Monday, Wednesday, Friday, Saturday and 10a-8p Tuesday and Thursday.

Wasn't Judy's Canna Lilly quilt gorgeous! She's teaching turned edge applique by machine using that pattern August 22 and September 5. Check out her class at www.Blossomsquiltworks.com.

SEPTEMBER BIRTHDAYS

Barbara Green	Sept. 1	Mary Jane Beard	Sept. 19
Pat Pettry	Sept. 10	Peggy House	Sept. 21
Susan Spray	Sept. 10	Donna Toombs	Sept. 22
Nancy Casey	Sept. 14	Janell M. Barkley	Sept. 23
Marilyn Adams	Sept. 14	Marilyn Walderns	Sept. 25
Juanita Webster	Sept. 15	Letitia Martin	Sept. 29
Marilyn Weaver	Sept. 18	Desiree Gipson	Sept. 30



MINUTES OF THE REGULAR MEETING AUGUST 11, 2008

The August meeting of the Arkansas Quilters Guild was called to order by President Judy Tipton Rush, who thanked Karen French of the French Seam for our pre-meeting demo on sewing machine care. Minutes of the previous meeting were approved as printed in the newsletter. Treasurer Nancy Hicks reported that our total assets from June 1 to date was \$17,979.27, with income of \$192, expenses of \$94.36, giving us a net income of \$97.67.

Jim Gatling shared news of an upcoming quilt show in Shreveport.

Mary Jane Beard, membership, stated that we have two new members who joined the guild tonight. Speaking about our upcoming quilt show, she and co-chair Cloie Morgan announced that Tom Russell will judge our show which opens on the 2nd Friday in November and runs through the 2nd Friday in January. They hope to make arrangements for a class to be taught by Tom. Entries for the show can be accepted beginning September 8 and postmarked no later than October 13. Jan Ward volunteered to take over as volunteer coordinator. Persons entering quilts in the show must volunteer 4 hours per quilt. We will probably be able to sell gift items like we did during our previous show.

Carol Ann Wilbourn announced a bag sale in September. Items that a quilter would find useful – fabrics, books, notions, beads – should be placed in a sealed bag of some sort. The bag could be an old hand-bag, a paper bag. Bids will be taken silent auction style. The Rabbit's Lair from Rogers will be our vendor, and the color for the September fat quarter drawing will be orange. Wilma Richter and Joyce Watson won the fat quarters tonight.

Lavern Schaap, demo team, thanked Karen French for the demo on machine care and Nancy Hicks for being our first Teach Me Please. Next month Kathryn Kohlstadt will demo the X block, and Judy Tipton Rush will discuss choosing needles and thread.

Lavern also asked volunteers to do demos for the Motorcoach Association meeting on September 27 from 1-3 p.m. in the old Rye Furniture building. She needs 7-8 people. Each person will have about 4 feet of space to work in. Call Lavern if you'd like to do a demo.

Judy reminded everyone that this show will be open to the public, although visitors will need to buy a ticket. Tickets are \$3 per person per day. The Association has been making quilts, most of which will be donated to local guilds for their charitable cause.

We're also entertaining the RVers, so we'll need food. Bring things like cookies, brownies, or a cheese ball at 12:30 to the Rye Furniture building or drop them by Gloria Killeen's house if you live in North Little Rock. Blossom Quiltworks, Pinwheel Fabrics, Argenta Beads, and Kitty's Creations will be vendors. It was suggested that we have e-mail notices a few days before the event.

Nancy Hicks, Heroes project, apologized for the cancellation of today's work session. She reminded everyone to check the newsletter for future work days. She also drew a name from those people visiting her Teach Me, Please table, and gave one of her patterns as a thank you.

It's time for the nominating committee once again. Sharon Danner, Mary Jane Beard, and Cloie Morgan will represent the board, and Geannine Ott and Adele Walsh the membership. Their report will be presented at the September meeting. Contact one of these people if you have suggestions or if you'd like to serve as an officer.

Judy thanked those who brought finished or partially finished ornaments for the CARTI tree, and clarified the instructions. Use a solid red fabric on the outside and a Christmas print on the inside. Use the ladder stitch to sew the sides together, but don't attach a hanger. Ornaments should be turned in at the October meeting.

If you like to hand quilt, give Marilyn Weaver a call. She has a friend who wants a top hand quilted.

Toni Baker announced that we had 4 guests and 51 members present tonight. Guests were Brenda Wall, Britty Doods, Velda Roberson, and Anola Nokes. Door prizes were donated by Blossom Quiltworks, the French Seam, and various members. They were won by Joyce Watson, Shirley Clark, Sarah Ziegenbein, Debbie Spinks, Anola Nokes, Nancy Hicks, Debbie Hedden, & Cloie Morgan.

Show & Tell: Jim Gatling, Nancy Hicks, Joyce Watson, Pamela Davis, Gloria Killeen, Shannon Young, Jan Ward, Jean Howdeshall, Judy Tipton Rush, and Mary Sparks.

Our program was a panel discussion, with audience participation.

The program was adjourned.

Respectfully submitted,
Sarah Ziegenbein, Secretary



Blossom
Quiltworks

114 Country Club Road
Sherwood, AR 72120
(501) 834-8800

New fabrics arriving weekly!
The latest releases from
That Patchwork Place and
C & T Publishing every month!

www.blossomquiltworks.com

A full garden of quilting fabric, patterns,
notions and friends—Come play in our yards!™

“OOOOPPPSSS” CONE ORNAMENT CORRECTION

"I made a mistake and asked you to add a hanging strap. Please delete this step as we are going to add handles all the same to every ornament after the feathers have been attached. I am sorry for my mistake and any inconvenience it may have caused.
– Judy Tipton Rush

CONE ORNAMENT INSTRUCTIONS

Step 1: Cut 3 layers 7 1/2" square (batting, top, and back). Last two layers are right sides facing. Batting is placed at bottom of the stack. Top layer fabric will become the inside of cone. Sew around square 1/4". Trim corners almost to seam line to reduce bulk in corners.

Step 2: Slit top fabric in corner 1 1/2" up two sides (not all the way to edge). Turn the two fabrics right sides out encasing the batting in middle. Hand whip stitch or fuse the slit closed.

Step 3: Quilt the square using your own pattern or the one Judy has drawn (printed below). Ladder stitch by hand two sides together (slit should be at lower point and inside.) Your cone is formed. No decoration or strap is needed for the CARTI ornament; they'll be finished alike later.

Quilting Pattern by Judy Tipton Rush can be found on the AQG web site.

CALLING FOR NOMINATIONS NOMINATING COMMITTEE NEWS

The nominating committee has met, and according to the bylaws, we will have a list to present at the September meeting – but we also want YOUR input. Each year we select 5 officers – President, First and Second Vice Presidents, Secretary and Treasurer (see below for officer qualifications). As the bylaws state, we will present this slate at the September meeting AND will take nominations from the floor. We are encouraging nominations from the general membership – all we ask is if you nominate a fellow member – check with them first to make sure it's ok with them. If you are interested, or know someone that is interested, contact Mary Jane Beard or Cloie Morgan prior to or at the September 8th meeting.

The officers will be elected at the October meeting and if there are two or more nominees for any office, a ballot will be in the newsletter with additional instructions for mailing or delivery.

Serving on the board is a fun and important way to give back to the Arkansas Quilters Guild. So if you or someone you know wants to serve, please call Mary Jane at 758-3637 or Cloie at 821-2088 with their

name and the position they want to serve on. You may also call if you have any questions.

Article IV – Section I: Qualifications

A candidate for any office shall have been an active member of the Arkansas Quilters Guild for a period of one year and attended a majority of the regular meetings. A candidate for President shall have been a member of the Arkansas Quilters Guild for at least two years, attended a majority of the regular meetings, and served on the Executive Board for at least one year.

DEMO TEAM REPORT

Did you get to let Karen French give you tips on keeping your sewing machine clean and working smoothly prior to the August meeting? If not, here is some of her advice:

1) Make sure the needle is in the “up” position when you power on your sewing machine. Each time you power on, the needle bar centers itself. If the needle is down in the machine, it may cause it to get out of line.

2) Do not ever put a spare spool of thread or bobbin on the extra spool pin. It often wraps around the hand wheel and continues to wind undetected around the hand wheel causing a major build up of thread in this area.

3) Use needles appropriate for the fabric. Using a needle that is too small will cause the needle to bend and strike something that it is not supposed to hit. This will not only break the needle, but often it also scars or knicks the needle plate and other areas of the bobbin assembly. These knicks will cause threads to fray and break when you are trying to sew.

4) When removing a bobbin from the bobbin case, cut the thread close to the case before removing. Pulling a long thread tail out of the case can result in broken and bent tension springs. It will also cause the tension of the bobbin case to change from the correct setting.

5) When removing the top thread from the sewing machine, cut the thread between the spool and the first thread guide. Pull the thread forward through the needle to keep lint and dust from being drawn back into the tension discs. This will also keep threads from breaking off in the tension and take up lever.

6) Clean and oil regularly. Clean and oil regularly. Clean and oil regularly!!!! Clean before you oil. Oil only the bobbin area with 2-3 drops of oil. Remove the needle plate and clean well around the feed dogs. Remove the bobbin case and brush it out carefully. Spray hard to reach areas with canned air – power off for safety. Check the foot control. Keep the area near it clear of bits of threads.

Many thanks to Paul and Karen of The French Seam in Stuttgart. As you probably know, the shop was damaged during the spring tornadoes. They are now open again. Give them a visit and tell them you appreciate everything they do for AQG.

DEMO REPORT

(continued from page 5)

Thanks also go to Nancy Hicks for being our first teacher at the "Teach Me, Please" table. She showed her beautiful animal quilts and sold patterns and books teaching her applique techniques. If you are a teacher or have patterns for sale, get on the schedule for this table.

NEXT MONTH

Kathryn Kohlstedt shows us the "X-Block"
Judy Tipton-Rush tells us about threads and needles
The Ask The Guild Expert is Mary Jane Beard

Come Early, Have Fun, Learn
Lavern Schaap for the AQG Demo Team

AQG QUILT SHOW 2008 JUDGE AND WORKSHOP TEACHER

Tom Russell has been selected to be the judge for the AQG Quilt Show 2008. He is an award-winning quiltmaker who started quilting in the fall of 2000. He has appeared on Simply Quilts, and Quilt Central and has had his work featured in Quilter's Newsletter Magazine and Quilting Arts. His work has been juried into national and international quilt shows, and has participated in traveling exhibits such as Men of Biblical Proportion and the IQA Small Wonders exhibit.

Tom will be teaching the workshop "Strings, Strings, Such Marvelous Things" on Saturday November 15 at the Darragh Center Auditorium at the library in downtown Little Rock. You will learn the basics of string piecing and how to turn this simple piecing technique into a one-of-a-kind wallhanging. This is a technique class.

The show and class are sponsored by the Arkansas Quilters Guild. The fee for the class is \$50 for AQG members and \$65 for non-members. To reserve a spot in the workshop, mail your check to Cloie Morgan at 121 Alsace Cove, Little Rock, AR 72223. You may also reserve your spot at the September and October AQG meetings. A materials list will be provided at the September and October meetings.

STRINGS, STRINGS, SUCH MARVELOUS THINGS

Materials

Basic sewing supplies (machine, scissors, small cutting mat, rotary cutter, pins, etc.)

Sewing machine in good working condition*

1 yard of non-woven fusible interfacing

1 yard light-weight fusible web (Wonder Under or Steam-a-Seam Light)

Neutral thread for bobbin and piecing (medium gray or taupe)

Assortment of thread colors that work with the scraps you are bringing, i.e., red scraps, red thread

Teflon pressing sheet (not necessary, but nice to have)

Freezer paper (get this at any grocery store)

Mechanical pencil

Elmer's Washable Glue Stick

Black embroidery floss or perle cotton, size 8

Embroidery needle

Thread Heaven (thread conditioner) or bees wax

Leftover batting scraps (doesn't matter what type)

2 packages of jumbo rick rack (any color, but black or green)

A variety of things to make circles with, such as jar lids, saucers, plastic bottle caps, Cool Whip container lids, slide film containers, medicine bottles, etc. You will need at least 6 different sizes of circles. No circle should be larger than a saucer (roughly 7 1/2"). If you can't find enough circles, but have a compass that will work also.

*If you would like to do a machine blanket stitch on your project you will need a Universal 90/14 needle or a 100/16 topstitch needle. You will also need black jeans-weight thread (30wt). Please make sure your machine is working properly before you come to class. I am not a sewing machine expert by any stretch, so I will be of little help if your machine breaks down. Thank you.

Fabric

Don't buy any! This project is about using up all those leftover scraps you just can't bear to throw away.

Make sure you bring plenty of scraps to work with, but don't bring your whole stash. There will be plenty of scraps in the room, and I'm sure your fellow classmates will gladly share if you are in need of a color you don't have.

You can use a lot of fabrics or a limited number of each color for a more coordinated look. Make sure you have a variety of lights, mediums and darks.

Note

This is a technique class. You will produce a small wallhanging that incorporates all the techniques shown in the Scrap Happy quilt.



CALENDAR OF EVENTS

2008

- Sept. 8-Oct. 13 AQQ Quilt Show entries are DUE!
- Sept. 24-28 Family Motor Coach Assoc. South Central Area Rally at North Shore River District in NLR.
- Oct 30-Nov 2 The BIG ONE: International Quilt Festival in Houston, TX. Register at www.quilts.com.
- Nov. 14 to
Jan. 10, 2009 Arkansas Quilters Guild Quilt Show. Quilts must have been completed since June 1, 2006. Entry acceptance notification begins Oct. 1, 2008. Quilt delivery date is Nov. 8-10, 2008. Quilts must be available from Nov. 10, 2008 to Jan. 12, 2009.


2009

- March 20-22 AWOL quilt retreat at the C. A. Vines Arkansas 4-H Center in Ferndale, AR. Bring your project and enjoy the company! If you're curious about AWOL, you can get a second-hand view of what goes on at our site: <http://www.arkansasquiltersguild.com/awol08.html>
- Sept. 10-12 Quilt Arkansas 2009! We'll be celebrating Mardi Gras in the fall! The fun starts at 10:00 a.m. on Thursday, September 10, 2009, and goes until after lunch on Saturday, September 12, 2009. The setting will be the C.A.Vines Arkansas 4-H Center in Ferndale. Our featured teachers will be Sue Nickels, Jaynette Huff and Barbara Olson. Mark your calendars now!


JJIBBLES

Jackie Bibbs

- ❖ Who's got BUTTON FABRIC??? Jim Gatling is seeking two 5" squares of any button fabric. (Hopefully we'll see a finished button quilt soon...) If you have any fabric with buttons, please send/give Jim a couple of 5" squares.
- ❖ Red River Quilters of Shreveport will be celebrating their Silver Anniversary with a quilt show Oct 3-5, 2008 at the RiverView Hall, 600 Clyde Fant Parkway. The featured wearable and quilt artist will be Gayle Wallace. Look at www.redriverquilters.com for details.
- ❖ Recommended by our panel members: Shout Color Catchers are dye-trapping cloths that you place in your washer with your clothes. The cloths absorb and trap any loose dye so that it doesn't deposit back onto other clothes in the wash. They just feel like a soft fabric and have a very, very slight fresh scent. They come packaged in a box of 24 cloths, for about \$3 to \$3.20.
- ❖ Are you a computer quilter? I ran across these free software tools for quilters at <http://softexpressions.com/software/misc/triangles.html>.
1) Irfanview – a photo viewer. 2) Graph Paper Plus – virtual graph paper. 3) Triangle Illusions – color your own triangles. I've used and enjoyed a couple of these programs. Give them a google for more reviews if you're interested.



THE RABBIT'S LAIR



FOR THE QUILTER:
 QUILTING FABRICS EXCLUSIVE TO QUILT SHOPS
 NOTIONS & THREADS
 PATTERNS & BOOKS

FOR THE DISCRIMINATING STITCHER:
 SEWING NECESSITIES
 R&R AND LAKESIDE LINENS
 THREADS BY ANCHOR, NEEDLEPOINT NECESSITIES,
 SOIE D' ALGER, WEEKS DYE WORKS AND SAMPLER
 THREADS
 SAMPLERS ARE OUR SPECIALTY

RUG HOOKING & PUNCHNEEDLE SUPPLIES & PATTERNS...CLASSES OF ALL TYPES!

114 SOUTH FIRST STREET
 ROGERS, AR 72756
 479.636.3385 RABBIT'S LAIR
 mary@poorrichardsart.com
 MONDAY – SATURDAY 9:30 TO 5:00
 TUESDAY OPEN UNTIL 7:00
WWW.THERABBITSLAIR.COM

Arkansas Quilters Guild, Inc.
Marty Stanchi
104 Clermont Ct
Maumelle, AR 72113

**DEADLINE FOR
OCTOBER NEWSLETTER**

September 12, 2008

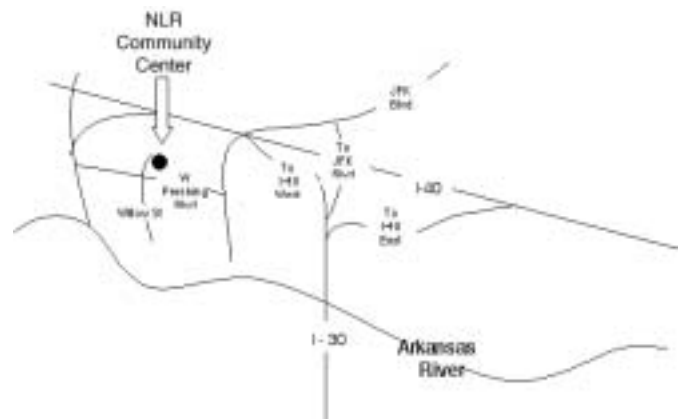
Quilting Fabrics---Digitizing---Custom Embroidery---



Pinwheel
Fabrics & Embroidery
501 847-4177
Charlotte Williams

7915 Hwy 5 North, Alexander, AR 72002 www.pinwheelfabrics.com
Located on Hwy 5 halfway between exits 123 & 126 on I-30

AQG Meeting
NLR Community Center
2700 Willow Street
North Little Rock, Arkansas



The French Seam

Bernina Sales and Service
Quilting & Fashion Fabric
Embroidery Supplies
2015 S. Buerkle St. Stuttgart, AR 72160
e-mail: lnv2sew@frenchseam.com
Karen French phone 870-673-8156
Owner fax 870-673-6280

The NLRCC is located at 2700 Willow in North Little Rock which is near the I-30/I-40 interchange. Get off I-30 or I-40 at JFK. Go south to Pershing Boulevard. Turn right. Follow Pershing to Willow. It's on the right – It's on the right facing the new Patrick Hays Senior Citizen's Center.