



Arkansas Quilters Guild Newsletter

Visit our web site at: www.arkansasquiltersguild.com

Number 326

July 2008

Arkansas Quilters Guild
P. O. Box 2258
North Little Rock, AR 72115

President – Judy Tipton Rush, 834-3402,
judytiptonrush@excite.com

1st VP/Membership – Mary Jane Beard,
758-3637, mjqulter@sbcglobal.net

2nd VP – Marilyn Weaver, 835-5533,
rweaver289@aol.com

Secretary – Sarah Ziegenbein, 758-1340,
sarahbz@comcast.net

Treasurer – Nancy Hicks, 224-7279,
quilts11@comcast.net

2008 Quilt Show – Mary Jane Beard,
758-3637, mjqulter@sbcglobal.net

AWOL Retreat – Kelley Davis, 888-6692,
kellydavis3@wmconnect.com

Challenges – Wilma Richter, 664-9018,
ringrichter@aol.com

Community Service – Nancy Hicks,
224-7279, quilts11@comcast.net;
Joann Bibbs, 851-3392,
bjbibbs@sbcglobal.net

Demos – Laverne Schaap, 227-0472,
rhschaapjr@aol.com; Betty Bradford,
835-7709, blossomquiltworks@sbcglobal.net;
Desi Gipson, 835-1659,
desi@gill-law.com

Fund Raising – Kelley Davis, 888-6692,
kellydavis3@wmconnect.com;
Debbie Haley, 834-1019,
nanddhaley@yahoo.com

Hostesses – Jan Dougherty, 985-9562,
jlmcf@aol.com; Toni Baker, 945-1177,
2ways2fly@gmail.com

Newsletter – Jackie Bibbs, 851-4749,
jbibbs@arkansasquiltersguild.com;
Marty Stanchi, 851-8007,
marty.stanchi@sbcglobal.net

Newsletter Ads – Laurie Dixon, 354-4806,
dldixon@cswnet.com

Program Notes – Vivian Higgs, 835-2140,
vivianhiggs@sbcglobal.net; Janell Barkley,
225-6622, janellb12@sbcglobal.net

Programs – Carol Ann Wilbourn, 812-4868,
carolsquiltcasel@aol.com

Quilt Arkansas 2009 – Marilyn Weaver,
835-5533, rweaver289@aol.com; Wilma
Richter, 664-9018, ringrichter@aol.com

Quilt Racks – Marilyn Weaver, 835-5533,
rweaver289@aol.com; Wilma Richter,
664-9018, ringrichter@aol.com

Tomorrow's Treasures – Sharon Danner,
843-4204, dannersark@cebridge.net

Webmaster – Tien Nguyen:
webmaster@arkansasquiltersguild.com

(area code 501 unless otherwise stated)

Mission Statement – *The purpose of the Arkansas Quilters Guild is to promote the appreciation of the rich heritage of the art of quilting and to enhance each member's own quilting skills and knowledge. It shall also be the purpose of this organization to expand and to enrich the art of quilting for future generations and preserve the existing quilts.*

AQG AND QUEST COME TOGETHER

The Family Motor Coach Association representative met with Presidents Judy Tipton Rush and Gloria Bohannon in NLR for a planning meeting with the Chamber of Commerce to plan the RV (and Quilters) Rally coming to NLR in September. Vendors and lots of demonstrations are on the slate.

The location will be the Art Scene Museum, which is beside the Wyndham Hotel at 2 Riverfront Plaza in North Little Rock. There will be quilts on display, door prizes, and a reception from 1:00-3:00 p.m. on September 27th.

It will be open to the paying public as well as the flock of RVers coming to town. They have many events planned; you can see the details at http://www.fmca.com/areas/southcentral/sca_2008.asp.

AQG and Quest will collaborate on the demos and refreshments. Many volunteers are needed. Contact Lavern Schaap if you can help.

FAT QUARTER DRAWINGS

July brings new ideas for the "Fat Quarter" Drawings. Please bring "Lime Green" Fat Quarters if you are a Bright Chick – OR – bring "Strips" if that's what you like – OR – bring "Lime Green Strips" if you would like.

July = Lime Green OR Strips!

PLEASE WEAR YOUR NAMETAG TO THE MEETINGS!
REMEMBER: NO NAMETAG – NO DOOR PRIZE!

AQG Board Meeting: Thursday, July 10, 2008, 6:00 p.m., Little Rock Main Library, West Room, 100 Rock St., Little Rock, Arkansas.

AQG Meeting: Monday, July 14, 2008, 6:30 p.m., North Little Rock Community Center, 2700 Willow, North Little Rock, Arkansas. Red, White and Blue. Civil War Quilts presented by Marie Henry.

JULY PROGRAM

Our Program for July is a very Patriotic one.

We will be looking at "Civil War" Quilts. Marie Henry will be our Guest Speaker. She will be showing and telling us about the Quilts of the Civil War era. This will be a very informative look at some of the History of the wonderful craft that we all practice.

Come and support our Guild and Marie as we take a look at this important aspect of our past.

VENDOR NEWS

If you're ever in the Mountain View area, stop in and visit Ritsy Rags, an eclectic shop featuring quilting fabric, patterns, wearables, jewelry, totes, aprons...the list goes on. Rene Riggan, an AQG AWOL alum, will show you the fat quarter safe: an actual bank vault that now houses fabric bundles instead of cash! Her roomy classroom stays ready for students. You can't miss it at 102 N. E. Main Street. (It's a nice diversion if you're camping at the Buffalo River!)

I recently visited Studio J and found the Stitchin Post right across the street at 1520 Macon Drive. (I thought it went out of business; at least I shopped that final sale!) Anyway, they carry all you need to make lovely heirloom children's clothes in addition to a nice array of fabric. Check out their website: <http://www.stitchinpostinc.com/>.

Can you believe Blossoms Quiltworks turned FIVE this summer?! They celebrated in a big way with a party, a challenge and prizes. The fun continues with sale fabrics at \$2.99 a yard until July 12th. Hurry in to catch a bargain and see their latest lines! They're always open at www.blossomquiltworks.com.

AQG UPCOMING PROGRAMS AND SPECIAL EVENTS

by Carol Ann Wilbourn and Vivian Higgs

July 2008 – Red, White and Blue. Civil War Quilts. Marie Henry.

August 2008 – Back to School. Back to Basics.


September 2008 – Cynthia England. One class and lecture "Why Did I Buy That Ugly Fabric."

October 2008 – Carol Ann Wilbourn.


November 2008 – Jim Gatling.

December 2008 – Christmas Celebration!!

The Program Committee needs your ideas and input for future programs. Please send any program ideas to: Carol Ann Wilbourn, 501-812-4868, carolsquiltcasel@aol.com.



THE RABBIT'S LAIR



FOR THE QUILTER:
 QUILTING FABRICS EXCLUSIVE TO QUILT SHOPS
 NOTIONS & THREADS
 PATTERNS & BOOKS

FOR THE DISCRIMINATING STITCHER:
 SEWING NECESSITIES
 R&R AND LAKESIDE LINENS
 THREADS BY ANCHOR, NEEDLEPOINT NECESSITIES,
 SOIE D' ALGER, WEEKS DYE WORKS AND SAMPLER
 THREADS
 SAMPLERS ARE OUR SPECIALTY

RUG HOOKING & PUNCHNEEDLE SUPPLIES & PATTERNS...CLASSES OF ALL TYPES!

114 SOUTH FIRST STREET
 ROGERS, AR 72756
 479.636.3385 RABBIT'S LAIR
 mary@poorrichardsart.com
 MONDAY – SATURDAY 9:30 TO 5:00
 TUESDAY OPEN UNTIL 7:00
WWW.THERABBITSLAIR.COM

JULY BLOCK CHALLENGE RED, WHITE AND BLUE

Let's be patriotic. The July block challenge is to use true reds, blues and whites (no large prints unless it reads tone on tone) in a 7 inch block (6.5" finished).

Any pattern you want – your choice.

One entry = one ticket. The more blocks you make the more chances you have in winning the lot.

Thanks, Wilma Richter

The French Seam

Bernina Sales and Service
 Quilting & Fashion Fabric
 Embroidery Supplies

2015 S. Buerkle St. Stuttgart, AR 72160
 e-mail: lnv2sew@frenchseam.com
 Karen French phone 870-673-8156
 Owner fax 870-673-6280

TREASURER'S REPORT MAY 31, 2008

| Assets | May 30, 2008 | Apr 30, 2008 |
|----------------------------------|---------------------|---------------------|
| Twin City Bank | \$ 7,917.98 | \$ 8,953.24 |
| Twin City \$10000 CD | 10,000.00 | 10,000.00 |
| Total Checking/Savings | \$ 17,917.98 | \$ 18,953.24 |
| TOTAL ASSETS | \$ 17,917.98 | \$ 18,953.24 |
| | May 2008 | Year To Date |
| INCOME | | |
| Advertising | \$ 220.00 | \$ 520.00 |
| Retreat | | |
| AWOL 08 | 0.00 | 1,450.00 |
| Donations | 0.00 | 0.00 |
| From Savings | 0.00 | 91.75 |
| Fund Raising | 7.00 | 213.10 |
| Interest Income | 0.00 | 0.00 |
| Membership | 0.00 | 1,550.67 |
| Memorials | | |
| Heidingsfelder | 0.00 | 0.00 |
| Cory W Sale | 0.00 | 0.00 |
| Quilts Arkansas 08 | 0.00 | 0.00 |
| Workshops | 0.00 | 0.00 |
| Schamber Workshop | 0.00 | 1,283.89 |
| Eckley Workshop | 535.00 | 535.00 |
| TOTAL INCOME | \$ 762.00 | \$ 5,644.41 |
| EXPENSES | | |
| Administration | \$ 0.00 | \$ 215.91 |
| Retreats | | |
| AWOL 08 | 80.00 | 1,446.50 |
| CARTI | 0.00 | 0.00 |
| Donations | 0.00 | 30.40 |
| Fund Raising | 0.00 | 241.32 |
| Membership | 0.00 | 40.06 |
| Miscellaneous | 0.00 | 0.00 |
| Newsletter | 0.00 | 335.93 |
| Programs | | |
| Meals & Mileage | 367.26 | 701.15 |
| Speakers | 250.00 | 750.00 |
| Quilt Show Awards-Heidingsfelder | 0.00 | 0.00 |
| Quilt Show 08 | 0.00 | 0.00 |
| Quilts Arkansas 09 | 0.00 | 0.00 |
| Rent | 0.00 | 580.00 |
| Tax Preparation | 0.00 | 0.00 |
| Tomorrow'S Treasures | 0.00 | 0.00 |
| Web Hosting | 500.00 | 704.00 |
| Workshop Expenses | | |
| Schamber Workshop | 0.00 | 1,862.37 |
| Eckley Workshop | 600.00 | 600.00 |
| TOTAL EXPENSES | \$ 1,797.26 | \$ 7,507.64 |
| NET INCOME | \$ -1,035.26 | |

Nancy Hicks, Treasurer
5/31/08

Quilting Fabrics---Digitizing---Custom Embroidery---



Pinwheel

Fabrics & Embroidery

501 847-4177
Charlotte Williams

7915 Hwy 5 North, Alexander, AR 72002 www.pinwheelfabrics.com
Located on Hwy 5 halfway between exits 123 & 126 on I-30

CARTI TREE PROJECT: ALL MEMBERS NEEDED!

This year AQG will decorate a tree to be auctioned off at "Tux & Trees" as a yearly fund raiser for CARTI. Judy Tipton Rush has designed special ornaments that will all be hand made. (See page 6 for instructions.) We will need everyone's help. We'll be making the cone and smocked ornaments for our entry. Look for instructions on the web site soon.

In the past some of our trees have been in bank lobbies and one of our wallhangings was bought by The French Salon and hangs in their lobby during the holidays. Our last wallhanging was bought by one of our members and has been entered in several quilt shows. Anyone can bid on these trees. Should you be lucky to be highest bidder, the tree will be shrink wrapped, delivered and "fluffed" in your home or business. There is a special luncheon and style show each year that I love to attend.

This year, the CARTI Auxiliary Festival of Trees 2008 will be held December 4-6, 2008, at a new location – the Statehouse Convention Center Ballroom in downtown Little Rock.

Kelley Davis

190 Jan Dr., Ste. 8, Sherwood, AR 72120

Jubilee Quilted Creations

Longarm Quilting & Custom Commission Quilts

By Appointment Only

501-835-3939 Debbie Haley 501-590-5936 (cell)
E-Mail: jubileequiltedcreations@yahoo.com

AQG KNOTS

A list of Knots, their addresses and people to contact.

Knot Necessarily Sew – Knot Necessarily Sew. Meets every Monday night except AQG meeting night. Contact Debbie Haley, 834-1019 (home) or 835-3939 (work) for location.

Material Girls – Pam Davis, 501-825-7545

Piecemakers – 4th Monday night, 7:00 p.m. – Sarah Ziegenbein, 1023 Claycut Circle, North Little Rock, AR 72116, 501-758-1340

The New Knot – 2nd Saturday, 9 a.m. to 4-5 p.m. – Carol Ann Wilbourn's house, 5009 Fairway Avenue, North Little Rock, Arkansas 72116, 501-812-4868

MINUTES OF THE REGULAR MEETING JUNE 9, 2008

The meeting was called to order by President Judy Tipton Rush, who welcomed everyone in attendance. Marilyn Weaver moved the minutes be approved as read in the newsletter. Her motion was seconded by Lois Hall.

Treasurer Nancy Hicks stated that she had no treasurer's report, as her computer has crashed.

Program Chair Carol Ann Wilbourn stated that our featured teacher in September would be Cynthia England, who will present a program on "Why did I buy that ugly fabric?" and a class on constructing house blocks using conversation prints. Ten people expressed an interest in that class. Marie Henry will present our July program on patriotic quilts.

Lavern Schaap thanked those who did demos prior to tonight's meeting. Next meeting Kelley Davis will demo gluing bindings, Betty Bradford will demonstrate postcard quilts, and Marilyn Weaver will be in the Ask an Expert booth.

Wilma Richter, Challenges, reminded everyone of the block drawing at our July meeting. Use patriotic colors – true red, true white, and true blue – to make a block with an unfinished size of 7 inches. The more blocks you make the more chances you'll have to win!

Reporting on the progress of Quilt Arkansas 2009, Wilma reminded everyone of the featured teachers: Sue Nickels, Barbara Olson, and Jaynette Huff. She's also received several proposals from local teachers, and would welcome suggestions for classes.

Nancy Hicks reported to everyone on the progress of the Heroes Quilt project. She also distributed tops that need to be quilted, and thanked everyone who came to today's work session. She's planning an evening work session in west Little Rock, and a Saturday work day in North Little Rock.

Judy Tipton Rush reminded everyone that 800 RVers will be coming to North Little Rock. AQG and Quest Quilters will put on a program for them with snacks and demos. The RVers have been making quilts for local guilds to donate to charities.

There were 51 batiks in the basket tonight, and Bonnie Walsh and Carol Ann Wilbourn got to split them. Bring lime fat quarters OR stripes to put in the basket in July. Don't forget – if you win some fat quarters, you need to bring a finished quilt back to our December meeting.

Judy reminded everyone that some Christmas fabric has been donated for our CARTI tree ornaments – please take some home. Adelle Walsh brought some squares that are ready to be quilted.

There were 4 guests and 43 members attending tonight's meeting. Guests included Bonnie and Paddie Walsh, Patsy Brown, and Anarella Cellitti. Door prizes were donated by Blossom Quiltworks, Pinwheel Fabrics, and various guild members. They were won by Adelle Walsh, Kim Lotz, Joyce Watson, Lois Hall, Karen Alexander, Jenny Lee Shumate, Nancy Hicks, Debbie Heddon, Judy Young, Sharon Danner, Carol Ann Wilbourn, Debbie Teague, and Patsy Brown.

Show & Tell: Jim Gatling, Darcy Pattison, Bo Mittelstadt, Judy Rickard and Jackie Bibbs, Carolyn Burns, Kim Lotz, Donna McBride, Debbie Heddon, Kathryn Kohlstedt, and Sarah Ziegenbein.

The program was presented by Judy Tipton Rush.

The meeting was adjourned.

Respectfully submitted,
Sarah Ziegenbein, Secretary



**Blossom
Quiltworks**

114 Country Club Road
Sherwood, AR 72120
(501) 834-8800

New fabrics arriving weekly!
The latest releases from
That Patchwork Place and
C & T Publishing every month!

www.blossomquiltworks.com

A full garden of quilting fabric, patterns,
notions and friends—Come play in our yards!™

JJIBBLES

- ❖ Didn't you love the mosaic quilt by Kim Lotz at show and tell? (See the "Show and Tell" photo at <http://www.arkansasquiltersguild.com/showjune.html>.) That pixilated photograph was so evident from afar and so puzzling up close. Placing those half-inch squares of color would be like brushing a canvas with paint from a pallet. You'll find the technique available in books, DVDs and the software package available for purchase alone or in bundles at <http://www.mosaicquilt.com>.
 - ❖ "You've come a long way, Baby!" Wasn't Judy's story/program an inspiration! She has overcome so many obstacles on her path, creating art along the way. If you aren't familiar with Judy and her work look at www.judytiptonrush.com. You'll also see it displayed at the Cox Gallery downtown and Art & Soul Gallery at 10020 N. Rodney Parham Road. She has become a co-rep for Studio Art Quilters Associates for AR, AL, LA and MS. Check out this league of quilters here: www.saqg.com. AQG is lucky to have Judy and her inspiration!
 - ❖ Painting Fabric is another realm of quilting that beckons those of us who haven't tried it yet. Here's a list of Judy's supplies and resources: Setacolor paint, Shiva Oil Paint Sticks, Color Hue Dye, Jacquard Dye, Stewart Gill paint, Loel-Cornell Oil Pastels, Liquitex Mat Medium (diluted with water to seal the oil pastels) and Ginny Eckley's PhotoEZ for silk-screening (see www.desiredcreations.com) and silk blanks at www.dharmatrading.com.
- I ran across an article on fabric painting in "McCall's Quilting" magazine. Their suggestions included these tips:
- gather a variety of paint brushes, toothbrush, sponges, credit card (for spreading paint, not shopping), large and small spray bottles and eye droppers and rubber gloves
 - keep a journal with experiment recipes and results
 - cover your workspace in a large plastic sheet to keep paint contained
- They recommended starting with the wet-on-wet technique where the silk to be painted is sprayed with water then brushed with paint or sponges. Wet-on-dry fabric painting can use rubber stamps, pencil erasers and other objects to repeat impressions onto fabric. Fabric painting truly opens the doors to many new possibilities!
- ❖ **Book Report:** Last year I purchased Emilie Richard's paperback entitled *Blessed Be the Busy-*

body but didn't get around to reading it until recently. (I had really enjoyed the Shenandoah Album series of intertwined quilters.) This one was a fun murder mystery whose main character, the country-dwelling wife of a Unitarian minister, solved with the help of friends and in spite of meddling parishioners. By the end of the story, the reader is wondering about Aggie's next adventure. Look for other novels in her "Ministry is Murder" series. How about you? Have you read any good quilting books lately?

- ❖ **Update on Karla:** She's doing much better and the Edgars have been transferred to Farmington Hills, Michigan and will move mid-June. We sure miss Playtime, and wish Karla the best. You can contact her at KAT1639EDGAR@PeoplePC.com.
- ❖ **New Address:** Please send me any newsletter items/articles to my new AQG address: jbibbs@arkansasquiltersguild.com.

Jackie Bibbs
851-4749
jbibbs@arkansasquiltersguild.com

AQG SHOW

Get your quilts ready for the AQG Show that is coming this fall. The show will be November 14, 2008 through January 10, 2009. Each member is allowed two entries with a \$10 entry fee per quilt, which primarily pays for the insurance during the time that the quilt is in AQG possession. However, if you have a quilt valued at more than \$3,000, you should have your own insurance, also. Entrants are expected to have four (4) volunteer hours per entry.

The quilt must be completed since June 1, 2006 and not exhibited in a previous AQG Show. Entry forms are available on line and should be completed and mailed no earlier than September 8, 2008 and no later than October 13, 2008. Incomplete entries will not be accepted. All accepted quilts must be available for judging and display from November 10, 2008 through January 12, 2009.

Due to the limited space available, there is a limit on the sizes that can be displayed. A quilt must not exceed a width of 65 inches or a length of 96 inches or have a 4 inch sleeve at 96 inches. Other rules and requirements standard to most quilt show can be seen on the web site and have been printed in previous newsletters. You may contact Mary Jane Beard at 501-758 3637.

DEMO REPORT

Thanks to Cloie Morgan for a great demo before our June meeting. And, if you got to the meeting early for the demo you missed the thunderstorm.

Cloie showed us tips for rotary cutting as gleaned from Sally Collins' book *Mastering Precision Piecing*. As proof she practices what she preaches, Cloie had a teeny-tiny block she had pieced – Perfectly!

In case you didn't get the list of tips, they are:

1. Placement of ruler – To cut correctly with a full, maximum measurement, you must lift the ruler up and place the 1" (or whatever the dimension you are cutting) onto the edge of the fabric, because an accurate 1" measurement includes the 1" edge of the fabric. Thread takes up space so including the line on the ruler gives the thread a place to be.
2. Starting the cut – Position yourself in front of the mat and fabric, position the ruler and your hand on the ruler, then place the cutter blade a little before the fabric area you will be cutting and next to the ruler edge, pressing down so that the blade is on the mat, then roll the cutter.
3. Position of cutter – Position the rotary cutter at a slight angle inward. This helps prevent veering off to the right, away from the ruler edge.
4. Stand – If possible stand when cutting to have the proper leverage. It also gives you a better line of sight.
5. Blade – Change the blade often.
6. Ruler – Rulers that move while cutting result in inaccuracies.

Also, thanks to Jim Gatling for a disc of pictures from the 2008 Dallas Quilt Show to inspire us.

Appreciation goes to Judy Rickard for being our "Ask The Guild" expert.

In July be ready to see Kelley Davis show us Sharon Schamber's technique of using glue to attach a binding. Also, Betty Bradford will give us tips for making those popular "Postcard Quilts." Our AQG "Expert" of the month will be Marilyn Weaver. Marilyn is always a fountain of ideas. Bring her your toughest problems and stump the "Expert."

See you at the meeting.

Come Early, Have Fun, Learn
Lavern Schaap for the Demo Team

NEWS FROM PIECEWORK MAGAZINE

The winners of *PieceWork Magazine's* Excellence in Needlework Awards - Pincushions 2008 have been chosen and Patricia Eaton's entry entitled "Home Sweet Home" was awarded an Honorable Mention! Photographs of all the winning entries, including Honorable Mention, will be shown in the July/August 2008 issue of *PieceWork Magazine*.

Also, in addition to being on display at the National NeedleArts Association's trade show in Columbus, Ohio, June 6-9, 44 pincushions will be on display at the Embroiderer's Guild of America's (EGA) newly opened museum in Louisville, Kentucky, from August 1 through November 30. You may also view the pincushions after June 20th, at www.interweave.com/needle/NWOY/default.asp.

JULY BIRTHDAYS

| | |
|-------------------|---------|
| Mary Lee Sparks | July 7 |
| Myrna Burdine | July 9 |
| Carolyn Burns | July 12 |
| Sharon Danner | July 18 |
| Carrie Weindorf | July 20 |
| Jim Gatling | July 22 |
| Janice Fortner | July 25 |
| Barbara Middleton | July 28 |

CONE ORNAMENT INSTRUCTIONS

Step 1: Cut 3 layers 7 1/2" square (batting, top, and back). Last two layers are right sides facing. Batting is placed at bottom of the stack. Top layer fabric will become the inside of cone. Sew around square 1/4". Trim corners almost to seam line to reduce bulk in corners.

Step 2: Slit top fabric in corner 1 1/2" up two sides (not all the way to edge). Turn the two fabrics right sides out encasing the batting in middle. Hand whip stitch the slit closed.

Step 3: Quilt the square. Ladder stitch by hand two sides together (slit should be at lower point and inside.) Your cone is formed. Decorate and add hanging strap.

Judy Rush

CALENDAR OF EVENTS

2008

- June 20-22 Prairie Quilt Guild – Common Threads 2008 Quilt Show – at Century II Expo Hall, 225 W. Douglas, Wichita, KS 67202, <http://www.pqgks.com/quiltshow2008.html>.
- June 20-22 FabriCamp class in Lawrence, KS on dating quilts by fabric colors and designs. See www.terrythompson.com for details. (Also, see July 18-21.)
- June 24 Heroes Work Night from 5:30-8:00 p.m. at 1501 Macon Drive, Suite 400 in LR.
- June 27-28 MOKA goes to Columbia, MO, for Summer Gathering. Contact Bettina Havig at 573-449-1602 or bettinaqc@socket.net for info.
- June 28 Heroes Work Day in North Little Rock from 9 a.m.-4 p.m. at Park Hill Presbyterian Church, 3520 John F Kennedy Blvd. NLR.
- July 18-21 FabriCamp class in Lawrence, KS on dating quilts by fabric colors and designs. See www.terrythompson.com for details. (Also, see June 20-22.)
- Sept. 24-28 Family Motor Coach Assoc. South Central Area Rally at North Shore River District in NLR.
- Oct 30-Nov 2 The BIG ONE: International Quilt Festival in Houston, TX. Register at www.quilts.com.

2009

- March 20-22 AWOL quilt retreat at the C. A. Vines Arkansas 4-H Center in Ferndale, AR. Bring your project and enjoy the company! If you're curious about AWOL, you can get a second-hand view of what goes on at our site: <http://www.arkansasquiltersguild.com/awol08.html>
- Sept. 10-12 Quilt Arkansas 2009! We'll be celebrating Mardi Gras in the fall! The fun starts at 10:00 a.m. on Thursday, September 10, 2009, and goes until after lunch on Saturday, September 12, 2009. The setting will be the C.A.Vines Arkansas 4-H Center in Ferndale. Our featured teachers will be Sue Nickels, Jaynette Huff and Barbara Olson. Mark your calendars now!

HEROES PROJECT WORK NIGHT – LITTLE ROCK

June 24, 5:30-8:00 p.m.

1501 Macon Drive, Suite 400

(behind Martinous Oriental Rugs)

This is the former Bruce McEntire building

Judith Rickard has graciously offered her new studio to us so we can crank out more quilts. We need sewers, cutters, pressers and could probably use a few "supervisors." This is an opportunity for you who work to spend quality time with quilting friends and help with a worthwhile project.

Please bring some of the following: sewing machine, neutral thread, cutting mat, rotary cutter, iron, scissors, miscellaneous sewing supplies.

MAKE FOUR PATCHES FOR HEROES PROJECT

We have a new design for a Heroes quilt called a Four-Patch Strippy. Please make 40 traditional four-patches using patriotic fabrics for this project. At a future work day/night we'll turn these blocks into a great looking quilt.

NLR WORK DAY SCHEDULED FOR HEROES PROJECT

Saturday, June 28, 9:00 a.m.-4:00 p.m.

Park Hill Presbyterian Church

Thanks to Sarah Ziegenbein's church, we have an excellent opportunity for working people to help with the Heroes Project. We need sewers, pressers, cutters. Bring some of the following: machine, iron, cutting mat, rotary cutter, medium neutral thread, basic sewing supplies.

HEROES PROJECT COUNTDOWN

Nancy Hicks has set a goal of 30 finished quilts to be ready by Memorial Day 2009. To date we have ZERO completely finished quilts. We have two that are quilted and bound, but we need hanging sleeves and labels for these so they can move to the Finished Category. Another five are at Blossoms Quiltworks being quilted and several members took tops home to quilt.

After the two June work days perhaps we'll have several more tops ready for quilting.

Arkansas Quilters Guild, Inc.
Marty Stanchi
104 Clermont Ct
Maumelle, AR 72113

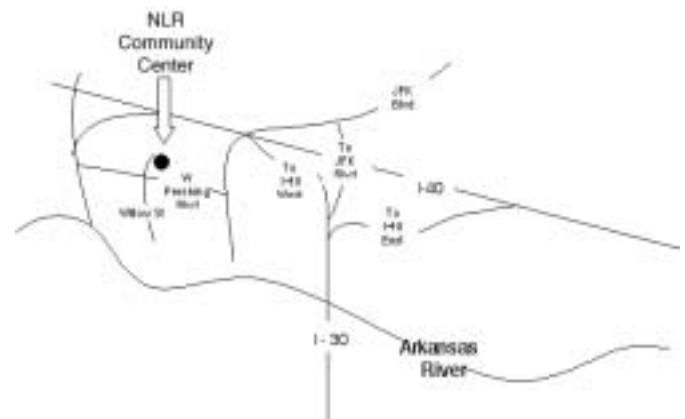
**DEADLINE FOR
AUGUST NEWSLETTER**

July 18, 2008



BIRD NEST ON THE GROUND
Patricia Eaton
Quiltmaker
1027 Pioneer Road
Searcy, Arkansas 72143
501-268-4012
paeaton@mac.com
<http://birdnestonthe-ground.etsy.com>
<http://birdnestonthe-ground.blogspot.com>

**AQG Meeting
NLR Community Center
2700 Willow Street
North Little Rock, Arkansas**



Conway Sewing Center

803 Harkrider Street—Suite 6
Conway, AR 72032

Phone: 501-328-9700
Fax: 501-328-8800
Email: conwaysewing@sbcglobal.net
www.conwaysewing.com

Lyle Roop



Visit us for all of your machine embroidery, quilting and sewing needs.

The NLRCC is located at 2700 Willow in North Little Rock which is near the I-30/I-40 interchange. Get off I-30 or I-40 at JFK. Go south to Pershing Boulevard. Turn right. Follow Pershing to Willow. It's on the right – It's on the right facing the new Patrick Hays Senior Citizen's Center.